

Surface-mounted luminaire - Micro-prismatic diffuser - direct distribution

Steel sheet enclosure, powder-coated rectangular cross-section, integrated Quicklock quick-mount bracket system with catch hook and safety rope for simple and quick mounting; Housing colour traffic white RAL 9016; Homogeneous direct light distribution for VDU-compatibility in accordance with DIN-EN 12464-1; glare reduction through micropism diffuser with special "multilayer" technology and optimised light deflecting foil; Integrated DALI LED driver device type 8 (DT8). Easy installation of the connection, directly on the upper side of the luminaire with a terminal cover cap. Electrical connection via 5-pole connection terminal with plug-in contacts.. If required, an AVA-MH universal mounting aid is available as an accessory. Surface-mounted luminaire for ceiling installation;; luminaire with tunable white continuously adjustable colour temperatures, for implementing daylight simulations with Human Centric Lighting (HCL).

## CHARACTERISTICS

Order number	65712036170
EAN number	4020863453405
Commodity code	94051190
Certification mark	IP 20, Protection class I, VDU 65°<3000, ENEC10 VDE, F, HCL, Indoor, CE
Impact resistance (IK rating)	IK03
Ambient temperatur	ta 25°C
Special properties	Ready for IoT
Warranty period	5 years
State funding programs	BEG - Federal funding for efficient buildings (valid only for Germany)

## ELECTRICAL ENGINEERING

Controller	Electronic driver DALI device type 8 (1 pcs.)
System output	51W
Mains voltage	230V/50Hz
Circuit breakers (inrush current)	10 pieces/B10, 16 pieces/B16, 16 pieces/C10, 27 pieces/C16
Energy efficiency class/light source	E

## LIGHTING TECHNOLOGY

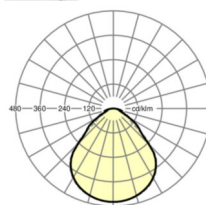

Placement	LED, Colour rendering/Light colour CRI ≥ 80 / 2700K-6500K continuously adjustable
Colour tolerance (MacAdam)	3SDCM
Photobiological safety (Luminaire)	RG0
Nominal luminous flux	6129lm
LED service life	100000h L80/B10 (Tq 25°C), 50000h L90/B50 (Tq 25°C)
Luminaire luminous efficiency	121lm/W
UGR lat./long.	18.2 / 18.5

## MECHANICS

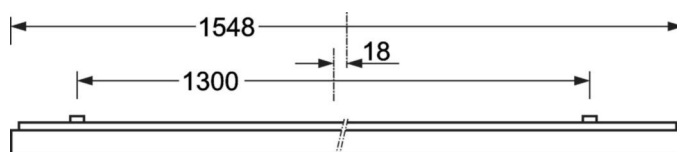
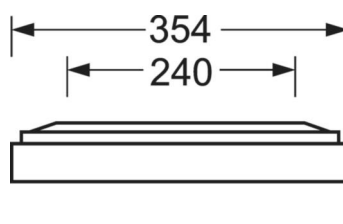
Housing colour	traffic white RAL 9016
Dimensions (LxWxH/DxH)	1548mm x 354mm x 62mm
Weight (net)	9kg
Cable entry KE (X/Y)	0mm/0mm
Type of installation	Ceiling-mounted single installation, Ceiling-mounted trunking installation, Mounting rail installation

## DEEP-LINK

<https://www.regiolum.de/en/article/65712036170>



Reference	LED 6100lm 827-865
ηLB	100 %
Φ ↓/↑	100 % / 0 %
UGR lat./long.	18.2 / 18.5
VDU	65° < 3000cd/m²



## Dimensions

L	1548 mm	Length
B	354 mm	Width
H	62 mm	Height
A1	1300 mm	Mounting distance single mounting
A3	248 mm	Mounting distance between luminaires in a light run arrangement
A4	240 mm	Mounting distance (width)
X	0 mm	Distance cable infeed to the center of the luminaire on the X-axis
Y	0 mm	Distance cable infeed to the center of the luminaire on the Y-axis

